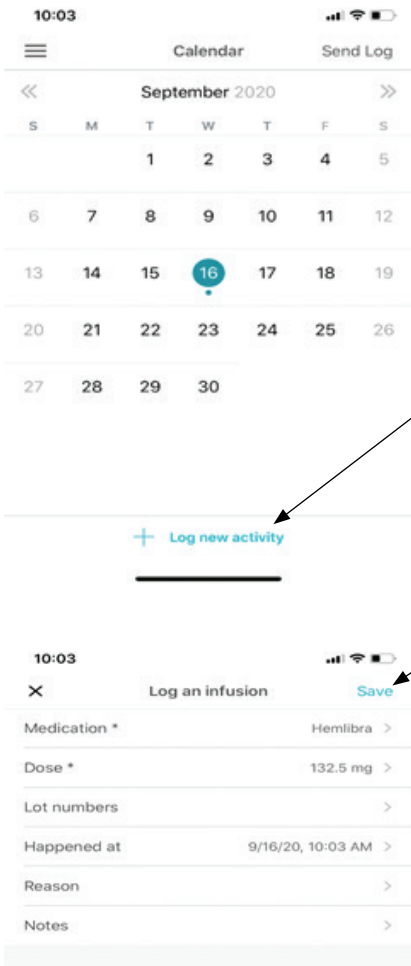


To log an infusion/injection

Select either “Activity” or “Calendar” from Main Menu and then select “Log new Activity” at the bottom of the page and select “Infusion”.

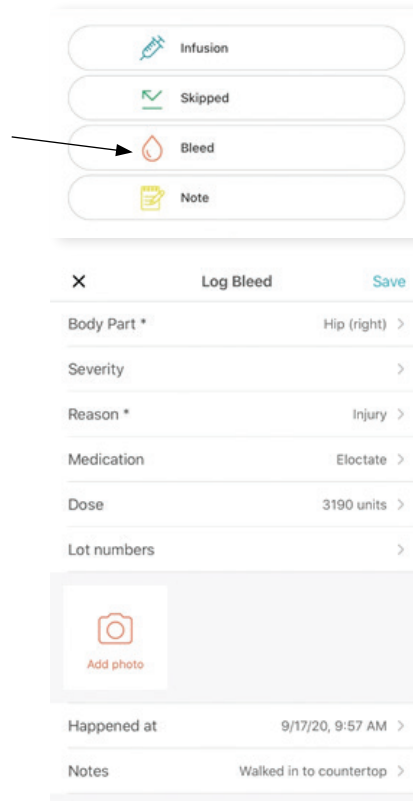


Documenting these medications accurately is very important.

Make sure your Medication and Dose is correct before selecting save as you may have more than one medication to log or your dosing may have changed.

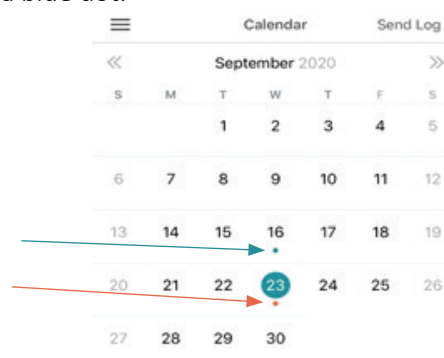
Logging a bleed

Please note: logging a bleed on MicroHealth does NOT count as “Notifying IHTC of a bleed”. You should still be calling IHTC to report the bleed and receive treatment recommendations.



Your infusion calendar

Bleed events and infusions for a bleed will appear as orange dots while prophylactic infusions will appear as a blue dot.



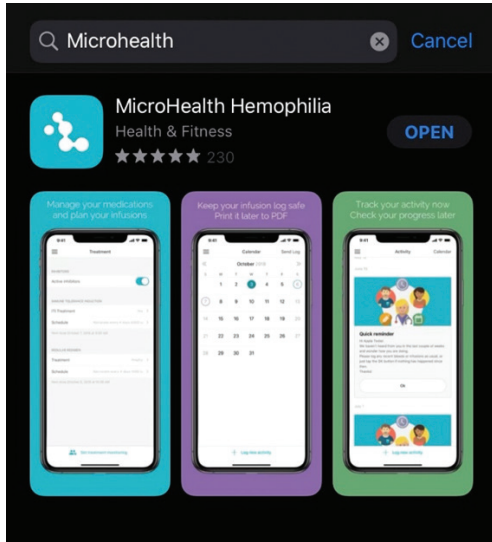
How to log infusions & bleeds using



8326 Naab Road, Indianapolis, IN 46260
Tel: 317-871-0000 | Toll Free: 1-877-256-8837 | Fax: 317-871-0010
www.ihtc.org

If you are living with a bleeding disorder, MicroHealth can help you track your treatment and share your progress with your IHTC providers. Here's how:

1) Download the MicroHealth app from your smartphone



2) Create an account (either for yourself or for a dependent)

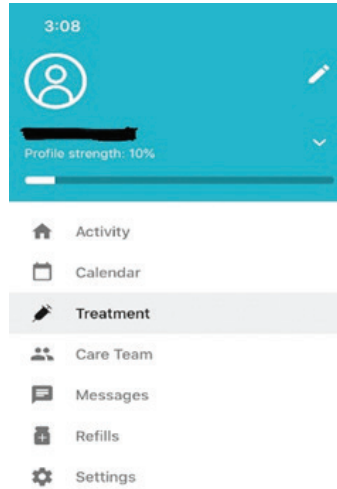


You will be asked to enter an email address and password as well answer a few questions about your diagnosis.

- Do you have Hemophilia A (FVIII/8) or Hemophilia B (FIX/9)
- Do you or your dependent have an inhibitor?
- What is your routine treatment, including product, dose and frequency.

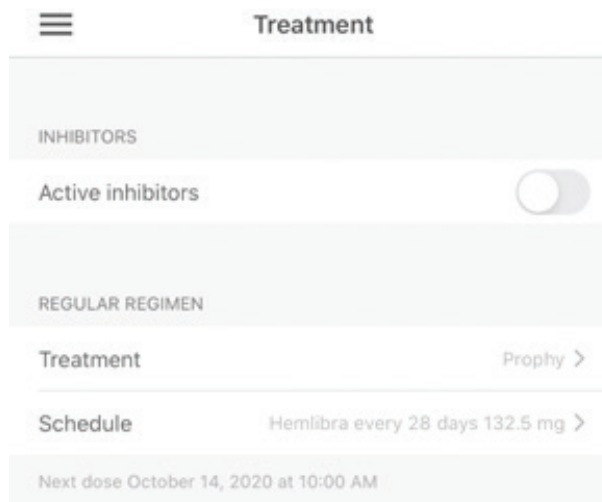


Main Menu



Setting up your treatment schedule

Select Treatment from Main Menu to set or change your treatment schedule. This includes Medication, dose and frequency.



Allow IHTC access to view your account

Select "Care Team" from the Main Menu and search for IHTC.



Click on "IHTC Nursing" and make sure the "Monitoring" button is turned on.

